



X-HS-W DATA SHEET

Wire hanging system

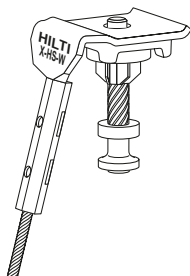


X-HS-W Wire hanging system

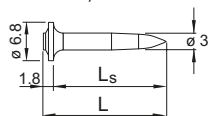
Product data

Dimensions

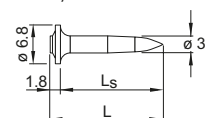
Pre assembled



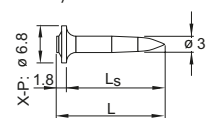
X-GHP 20/24



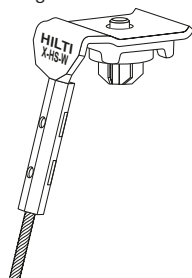
X-P 20/24 G3 MX



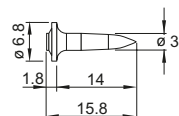
X-P 20/24 B3 MX



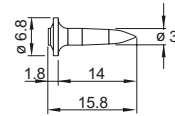
Magazined



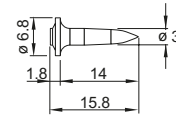
X-EGN 14



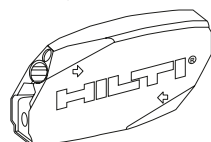
X-S 14 G3 MX



X-S 14 B3 MX



Locking Mechanism



Material specifications

X-HS-W:

Zinc coating $\geq 2.5 \mu\text{m}$

Recommended fastening tools

DX 6 F8, DX 5 F8, DX 460 F8, DX 351 F8,
GX 120 ME, GX 3 ME, BX 3 ME

i • See fastener program in the next pages.

Approvals and certificates

Authority	Approval / certificate no.	Fastener	
CSTB	AT 3/09-639	X-HS-W	

i • Not all information presented in this product data sheet might be subject to approval/certificate content. Please refer to approval/certificate for further information.

Applications

Examples



Round Air Ducts



Square Air Ducts



Light weight Cable Trays /
Lights

Performance data

Recommended resistance under tension and shear load

DX Standard for concrete

Designation	N_{rec}	V_{rec}	h_{ET}
X-HS-W U27	0.20 kN	0.3 kN	22 mm
X-HS-W U22	0.15 kN	0.2 kN	18 mm
X-HS-W MX with X-P 20/24 G3 MX, X-P 20/24 B3 MX, X-GHP 20/24 MX	0.05 kN	0.1 kN	14 mm

Conditions

- Minimum 5 fastenings per fastened unit (normal weight concrete).
- All visible failures must be replaced.
- Predominantly static loading.
- Observance of all application limitations and recommendations.

DX Standard for steel

Fastener designation	N_{rec}	V_{rec}
X-HS-W U16	0.90 kN	0.90 kN
X-HS-W MX with X-S 14 G3 MX, X-S 14 B3 MX, X-EGN 14 MX	0.45 kN	0.45 kN

Conditions

- Predominantly static loading.
- Observance of all application limitations and recommendations.



- For more details in relation to base material properties, please refer to the chapter **Fastener selection guide** in the Direct Fastening Manual (DFTM).

Application recommendation

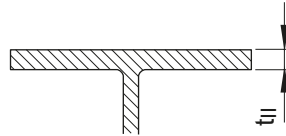
Base material thickness

Concrete

X-U:	$h_{\min} = 80 \text{ mm}$
X-P G3 MX:	$h_{\min} = 60 \text{ mm}$
X-P B3 MX:	$h_{\min} = 60 \text{ mm}$
X-GHP MX:	$h_{\min} = 60 \text{ mm}$

Steel

$t_{II} \geq 4 \text{ mm}$



Fastener positioning in base material

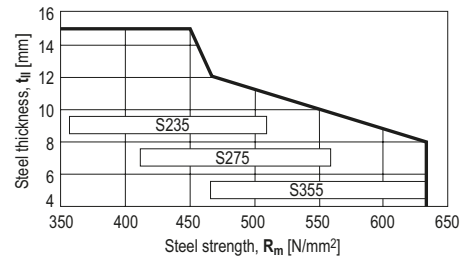
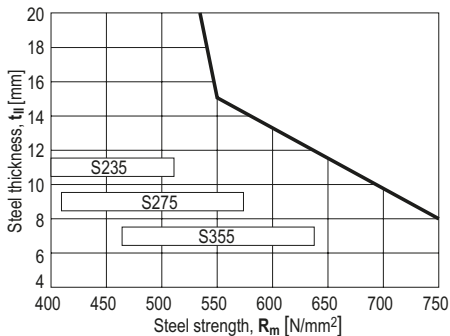
Spacing and edge distances depending on job site requirements.

Application limits

Steel

X-HS-W MX with X-S 14 G3 MX, X-S 14 B3 MX, X-EGN 14 MX

X-HS-W U16 P8



Corrosion information



- These zinc-coated fasteners are not suitable for long-term service outdoors or in otherwise corrosive environments.
- For more details, please refer to following technical document: Hilti Corrosion Handbook.

System recommendation



- For more details, please refer to the chapter **Accessories and consumables compatibility** in the Direct Fastening Technology Manual (DFTM).

Cartridge recommendation for fastening on concrete

Base material	Cartridge color (tool power level)	
	Tool type: DX 6 F8	Tool type: DX 5 F8, DX 460 F8, DX 351 F8, DX 2
	Cartridge type: 6.8/11 M	Cartridge type: 6.8/11 M
Soft/medium concrete	titanium ■ (1-5)	green ■, yellow ■
Tough concrete	titanium ■ (4-8)	yellow ■, red ■

Cartridge recommendation for fastening on steel

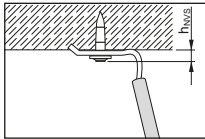
Base material	Cartridge color (tool power level)	
	Tool type: DX 6 F8	Tool type: DX 5 F8, DX 460 F8, DX 351, DX 2
	Cartridge type: 6.8/11 M	Cartridge type: 6.8/11 M
S235, S275, S355	4 ≤ t _{II} ≤ 15 mm	titanium ■ (2-8)
		yellow ■, red ■



- Tool power level adjustment by setting tests on site.
- Start tool energy selection with lowest recommended tool power level.
- Correct according requirement from chapter quality assurance.

Quality assurance

X-HS-W



$h_{NVS} = 5.5\text{--}8.5\text{ mm}$



- No lifting: do not use for lifting, such as in a crane or pulley situation.
- No movement: Hilti hangers are to be used to suspend stationary loads only. Do not use to suspend moving services, or services likely to be subject to movement.
- No joining: Hilti hangers must not be used as an in-line joint using a Hilti fastener, or any other joining device. A Hilti hanger assembly must comprise one length of cable and one Hilti fastener only. If a longer length is needed, do not join two assemblies together.

Fastener program

Item no. and description

Designation	Item no.	Description
X-HS-W U16 P8 1m/3ft	387430	For DX tools
X-HS-W U22 P8 1m/3ft	387431	
X-HS-W U27 P8 1m/3ft	387432	
X-HS-W U16 P8 2m/7ft	387919	
X-HS-W U22 P8 2m/7ft	387920	
X-HS-W U27 P8 2m/7ft	387921	
X-HS-W U16 P8 3m/10ft	387433	
X-HS-W U22 P8 3m/10ft	387434	
X-HS-W U27 P8 3m/10ft	387435	
X-HS-W MX 1m/3ft	387436	For GX tools and BX tools
X-HS-W MX 2m/7ft	387922	
X-HS-W MX 3m/10ft	387437	