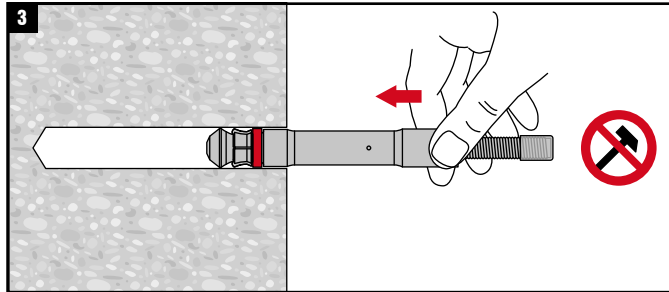
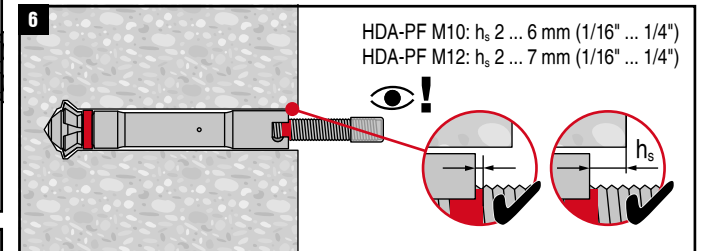
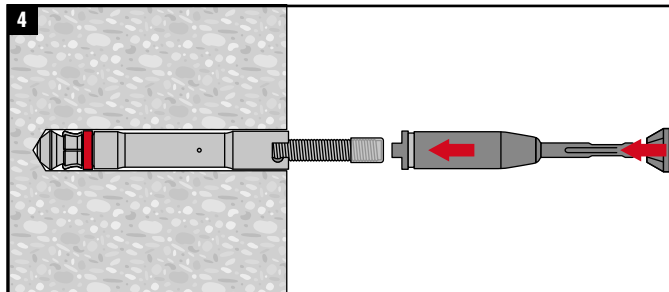
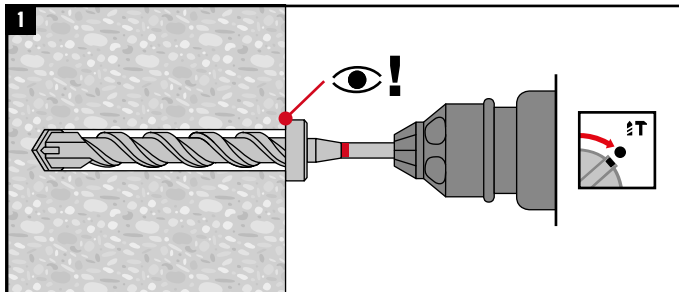


HDA-PF	max t_{fix} [mm]	d_f [mm]
HDA-PF M10 x 100/20	20	12
HDA-PF M12 x 125/30	30	14
HDA-PF M12 x 125/50	50	14



5

TE	$t_{setting}$
TE 30-A36	10 ... 30 sec (max. 60 sec)
TE 40	10 ... 35 sec (max. 45 sec)
TE 60	10 ... 30 sec (max. 40 sec)

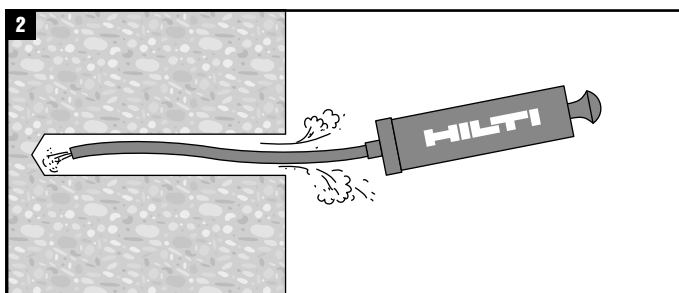
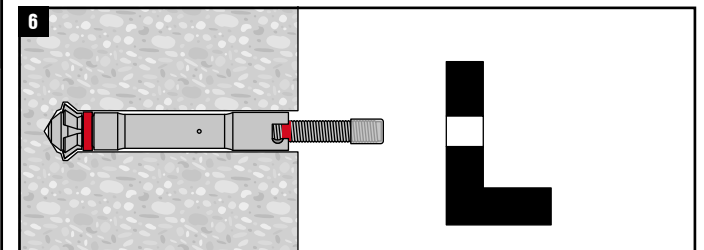


1.1

HDA-PF	TE-C (SDS max)	TE-Y (SDS max)
HDA-PF M10 x 100/20	TE-C-HDA-B 20 x 120	TE-Y-HDA-B 20 x 120
HDA-PF M12 x 125/30	TE-C-HDA-B 22 x 125	TE-Y-HDA-B 22 x 125
HDA-PF M12 x 125/50	TE-C-HDA-B 22 x 125	TE-Y-HDA-B 22 x 125

4.1

HDA-PF	TE-C (SDS max)	TE-Y (SDS max)
HDA-PF M10	TE 30-A, TE 35, TE 40	TE 60
HDA-PF M12	TE 30-A, TE 35, TE 40	TE 60



4.2

HDA-PF	TE-C (SDS max)	TE-Y (SDS max)
HDA-PF M10	TE-C-HDA-ST20-M10	TE-Y-HDA-ST20-M10
HDA-PF M12	TE-C-HDA-ST22-M12	TE-Y-HDA-ST22-M12

7

HDA-PF	SW	T_{inst}
HDA-PF M10	17	50 Nm (37 ft-lb)
HDA-PF M12	19	80 Nm (59 ft-lb)