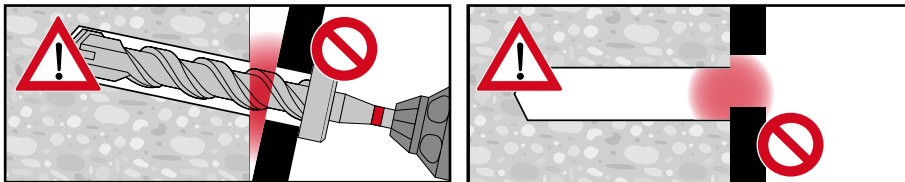
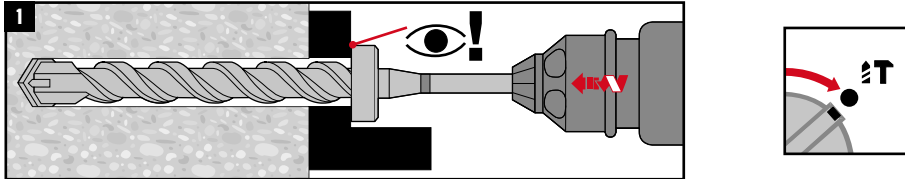
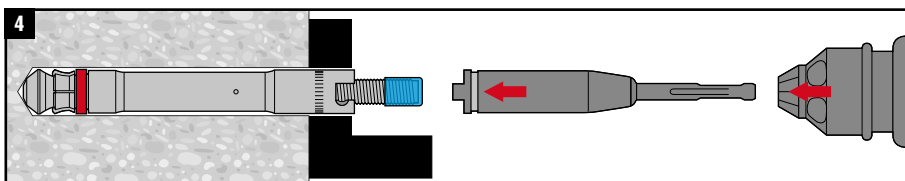
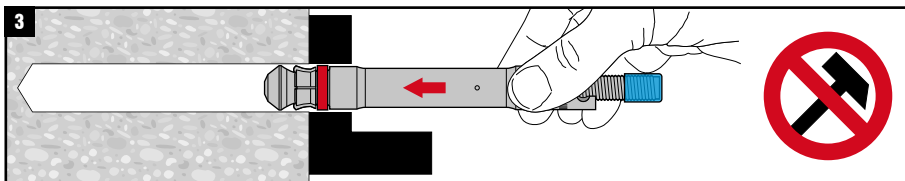



HDA-T	max. t_{fix}	d_f
HDA-T M10x100/20 DUC	20 mm	21 mm
HDA-T M12x125/30 DUC	30 mm	23 mm
HDA-T M12x125/50 DUC	50 mm	23 mm



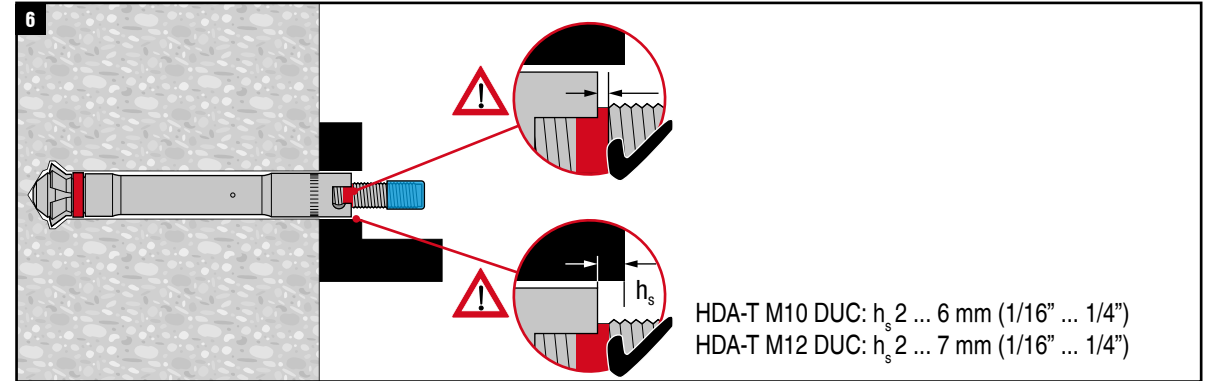
HDA-T	TE-C (SDS plus)	TE-Y (SDS max)
HDA-T M10x100/20 DUC	TE-C-HDA-B 20x120	TE-Y-HDA-B 20x120
HDA-T M12x125/30 DUC	TE-C-HDA-B 22x155	TE-Y-HDA-B 22x155
HDA-T M12x125/50 DUC	TE-C-HDA-B 22x175	TE-Y-HDA-B 22x175



HDA-T	TE-C (SDS plus)	TE-Y (SDS max)
HDA-T M10 DUC	TE 25, TE 30-A, TE 40	TE 56, TE 60
HDA-T M12 DUC	TE 25, TE 30-A, TE 40	TE 56, TE 60

HDA-T	TE-C (SDS plus)	TE-Y (SDS max)
HDA-T M10 DUC	TE-C-HDA-ST20-M10	TE-Y-HDA-ST20-M10
HDA-T M12 DUC	TE-C-HDA-ST22-M12	TE-Y-HDA-ST22-M12

	$t_{setting}$
TE 25	10 ... 20 sec (max. 60 sec)
TE 30-A	10 ... 30 sec (max. 60 sec)
TE 40	10 ... 20 sec (max. 30 sec)
TE 56	10 ... 20 sec (max. 60 sec)
TE 60	15 ... 35 sec (max. 60 sec)



HDA-T	SW	T_{inst}
HDA-T M10 DUC	17	20 Nm (14 ft-lb)
HDA-T M12 DUC	19	30 Nm (22 ft-lb)